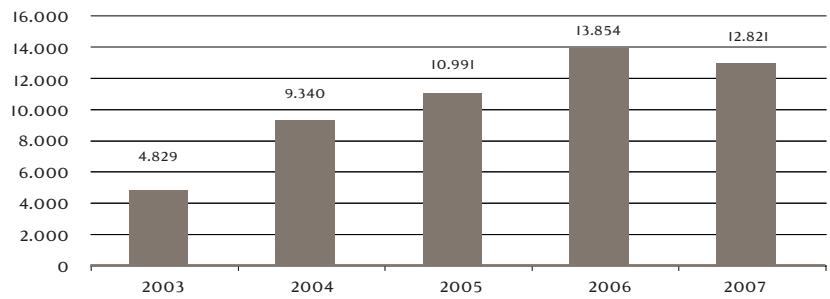


## Tölulegt yfirlit 2003 - 2007 | Statistical Overview 2003 - 2007

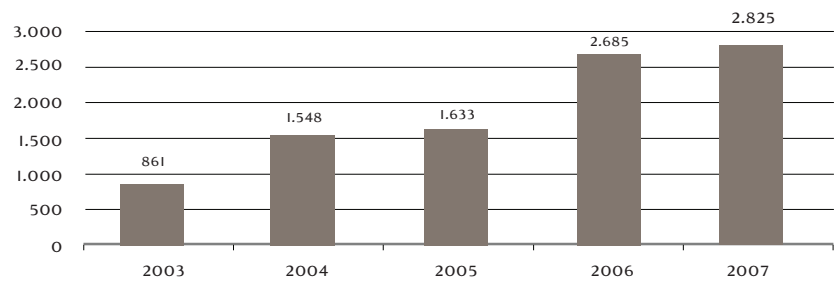
### Rekstrartekjur í milljónum króna

Operating Income  
in million ISK



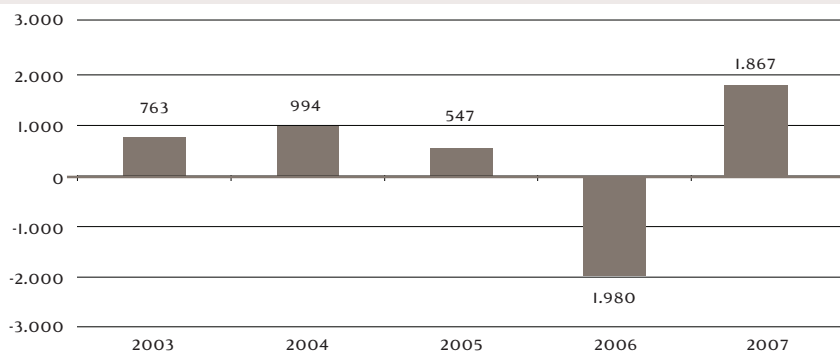
### EBITDA í milljónum króna

EBITDA  
in million ISK



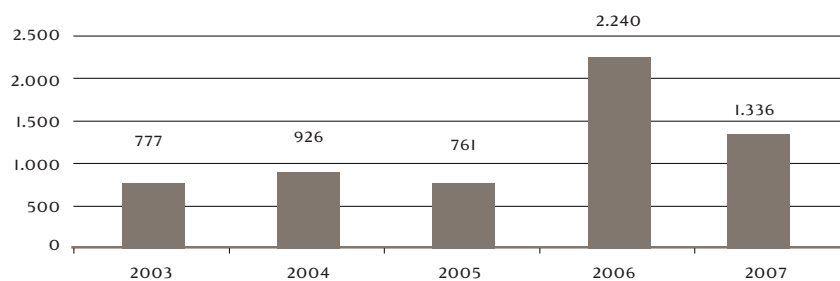
### Hagnaður í milljónum króna

Profit  
in million ISK



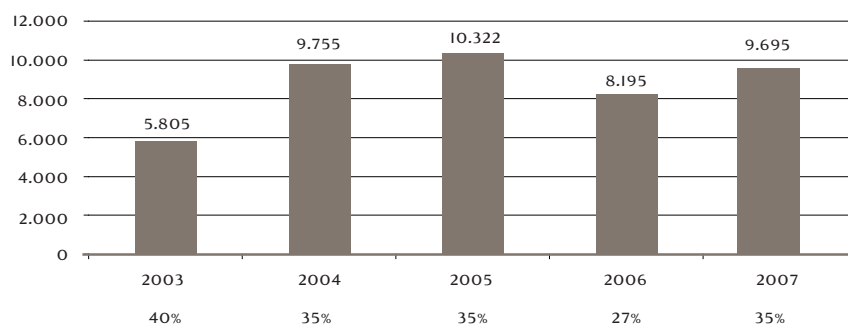
### Veltufé frá rekstri í milljónum króna

Working Capital  
Provided by  
Operating Activities  
in million ISK



### Eigið fé í milljónum króna

Stockholders' Equity  
in million ISK



### Eiginfjárhlutfall/Equity Ratio

40% 35% 35% 27% 35%